



Rubrik Enhanced Flash Appliance Specifications


Rubrik Cloud Data Management Platform



Rubrik r6304se
Small Environments



Rubrik r6404se
Growing Environments



Rubrik r6408se
Enterprise Environments



Rubrik r6410se
Large-scale Environments



Rubrik r6412se
Large-scale Environments

APPLIANCE SPECIFICATIONS

| Model | r6304se ¹ | r6404se ¹ | r6408se ¹ | r6410se ¹ | r6412se ¹ |
|---------------------|---|---|---|---|---|
| CPU | 3 x 10-Core x86 2.2 GHz | 4 x 10-Core x86 2.2 GHz | 4 x 10-Core x86 2.2 GHz | 4 x 10-Core x86 2.2 GHz | 4 x 10-Core x86 2.2 GHz |
| Memory | 192GB DDR4 | 256GB DDR4 | 384GB DDR4 | 384GB DDR4 | 384GB DDR4 |
| Storage | 9 x 4TB HDD | 12 x 4TB HDD | 12 x 8TB HDD | 12 x 10TB HDD | 12 x 12TB HDD |
| | 3 x 3.8TB SSD | 4 x 3.8TB SSD | 4 x 3.8TB SSD | 4 x 3.8TB SSD | 4 x 3.8TB SSD |
| Network Connections | 3 Dual-Port x 10GbE/25GbE (data) ³ | 4 Dual-Port x 10GbE/25GbE (data) ³ | 4 Dual-Port x 10GbE/25GbE (data) ³ | 4 Dual-Port x 10GbE/25GbE (data) ³ | 4 Dual-Port x 10GbE/25GbE (data) ³ |
| | 3 Dual-Port x 10GBase-T (mgmt) | 4 Dual-Port x 10GBase-T (mgmt) | 4 Dual-Port x 10GBase-T (mgmt) | 4 Dual-Port x 10GBase-T (mgmt) | 4 Dual-Port x 10GBase-T (mgmt) |
| | 3 x 1GBase-T (IPMI) | 4 x 1GBase-T (IPMI) | 4 x 1GBase-T (IPMI) | 4 x 1GBase-T (IPMI) | 4 x 1GBase-T (IPMI) |

¹Software-based encryption included, ²FIPS 140-2 Level 2 self-encrypting drive, ³Available in SFP+ 10GbE/25GbE or 10GBase-T

PHYSICAL & ENVIRONMENTAL SPECIFICATIONS

| Model | r6304se | r6404se | r6408se | r6410se | r6412se |
|---|--|--|--|--|--|
| Dimensions | 2U Rackmount Height: 3.5" (88mm) Width: 17.6" (447mm) Depth: 30.5" (775mm) | | | | |
| Weight Net Weight includes HDD/ SSDs. Gross Weight includes packaging and rails. | Gross Weight: 102.0 lbs (46.2 kg) Net Weight: 75.0 lbs (34.0 kg) | Gross Weight: 113.0 lbs (51.3 kg) Net Weight: 86.0 lbs (39.0 kg) | Gross Weight: 115.0 lbs (52.0 kg) Net Weight: 88.0 lbs (39.9 kg) | Gross Weight: 115.0 lbs (52.0 kg) Net Weight: 88.0 lbs (39.9 kg) | Gross Weight: 116.0 lbs (53.0 kg) Net Weight: 89.0 lbs (40.7 kg) |
| System Cooling | 4 x 8 cm heavy duty PWM fans with optimal fan speed control | | | | |
| Operating Environment | Op Temp: 10°C to 35°C (50°F to 95°F), Non-Op Temp: -40°C to 70°C (-40°F to 158°F), Op Humidity (non-condensing): 8% to 90%, Non-Op Humidity (non-condensing): 5% to 95% | | | | |
| Power Supply | 1200-2090W @ 100-240V / 14-9.8A, 50-60Hz Dual Supply for Redundancy/Hot-Pluggable | | | | |
| Max Power Consumption | 836 Watts | 1023 Watts | 985 Watts | 985 Watts | 985 Watts |
| Max Thermal Dissipation | 2853 BTU/hour | 3490 BTU/hour | 3361 BTU/hour | 3361 BTU/hour | 3361 BTU/hour |
| Operating Requirements | Input Voltage: 100-240V AC auto-range, Input Frequency: 50-60Hz | | | | |

MODEL NAMING CONVENTION

